



# Synthetic Lubricants

Ken Hope, Ph.D., C.L.S.

Chevron Phillips Chemical Co. LP.

# Overview

- **A brief historical perspective**
- **Types of synthetic base oils**
- **Overview of properties of different synthetics**
- **Major uses and applications**
- **New products**
- **A look toward future trends**

# Mineral Oil

**A Complex  
Molecular Mixture**



# **Synthetic Base Fluids**

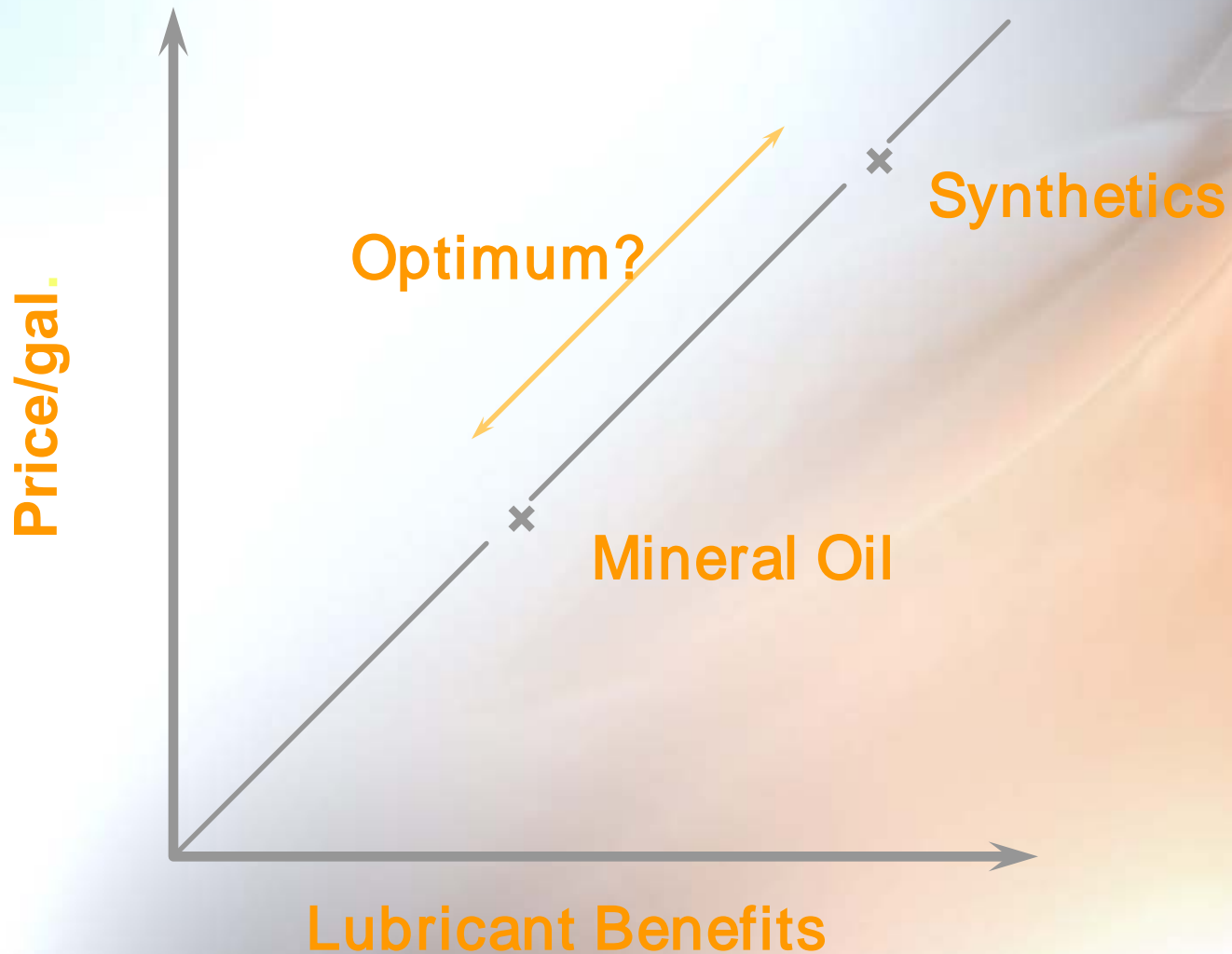
**“Man-made” / “Tailored”**

**Made by combining low molecular weight materials via chemical reaction into higher molecular weight materials.**

# Chemical Process

- **Make molecules from simple building blocks**
- **Good uniformity/consistency**
- **High Yields**
- **Better economics**
- **High quality lube stocks with “on-target” performance**
- **Fluid properties unavailable in mineral oil**

# The Higher Price of Synthetics Must be Justified by Improved Performance



# Synthetic Lubricants

- **Predictable Properties and Performance**
  - Uniformity of Product Characteristics
    - **Save \$\$ . . . Lower Product Rejection, Lower Maintenance**
- **Longer Oil Life**
  - Enhanced Thermal and Oxidation Stability
    - **Save \$\$ . . . Use Less Oil, Less Downtime, Longer Filter Life**
- **Reduced Oil Consumption**
  - Lower Volatility
    - **Save \$\$ . . . Less Top Off, Less Inventory**

# Synthetic Lubricants

- **Satisfies Specific Requirements**
  - Military Specifications
  - Severe Operating Conditions
    - **Make \$\$ . . . Meet Customer Needs**
- **Safer Operation**
  - High Flash Points, Fire Points, Spontaneous Ignition Temperatures
    - **Save \$\$ . . . Reduced Risk, Less Equipment Loss**
- **Easier Disposal**
  - Lower Toxicity and Better Biodegradability
    - **Save \$\$ . . . Lower Waste Disposal Costs**



# Safer Operation

## GUNFIRE IGNITION RESISTANCE

(.50 CAL. ARMOR PIERCING INCENDIARY AMMUNITION)

Mineral Oil based

PAO based



MIL-H-5606



MIL-H-87257

Photos courtesy U.S. Air Force, Materials and Manufacturing Directorate

# Synthetic Lubricants

## - Definitions

**Class** - chemical compound

- **Synthetic Hydrocarbons**
  - Polyalphaolefins, alkylated aromatics, polybutenes
- **Organic Esters**
  - Diesters, Polyol Esters
- **Others**
  - Polyglycol Ethers, Phosphate Esters, Silicones, Silicate Esters, Halogenated Hydrocarbons, Polyphenyl Ethers
- **Blends**
  - Mixtures of above



# Synthesized Hydrocarbons

**Polyalphaolefins - PAOs**

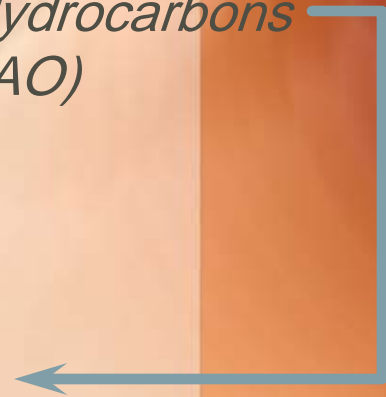
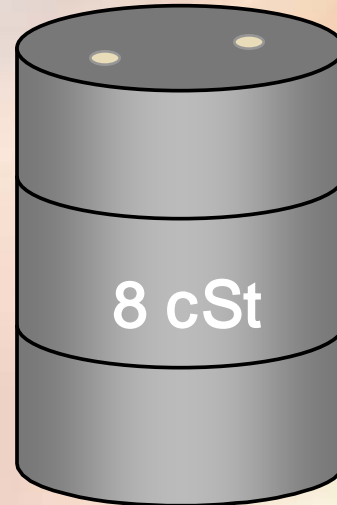
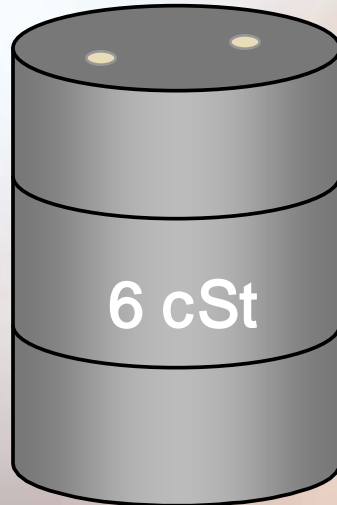
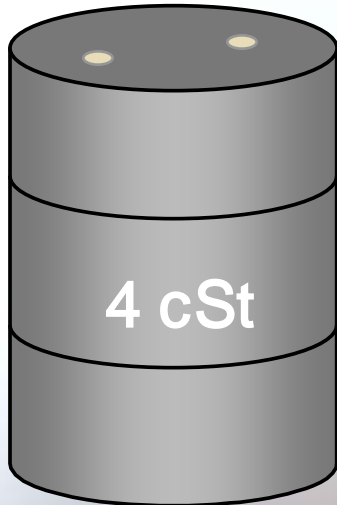
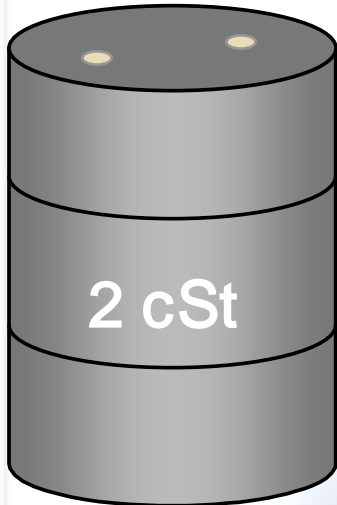
# Polyalphaolefin Manufacturing



*n*-Alpha Olefin

*Unsaturated  
Polyalphaolefins*

*Isoparaffinic  
Synthetic Hydrocarbons  
(PAO)*



+ Other Viscosities (2.5, 5, 7, 9, 10, 40 & 100 cSt)

# Principal PAO Grades and Properties Compared to Mineral Oil

	4cSt	6cSt	8cSt	100cSt	Mineral Oil - 100 SUS
<b>Viscosity, cSt</b>					
<b>at 100°C</b>	4	6	8	100	4
<b>at 40°C</b>	18	31	46	1400	20
<b>at -40°C</b>	2500	7600	18,000	-	-
<b>Viscosity Index</b>	123	136	138	165	97
<b>Pour Point, °C</b>	-73	-68	-57	-21	-15
<b>°F</b>	-100	-90	-70	-5	5
<b>Flash Point, °C</b>	220	246	260	288	200
<b>°F</b>	430	475	500	550	390
<b>Fire Point, °C</b>	249	271	290	327	220
<b>°F</b>	480	520	555	620	428
<b>Evaporation Loss, wt-%</b>					
<b>6.5 hrs @ 400°F</b>	11	4	3	2	27

# Polyalphaolefins

## - Key Features

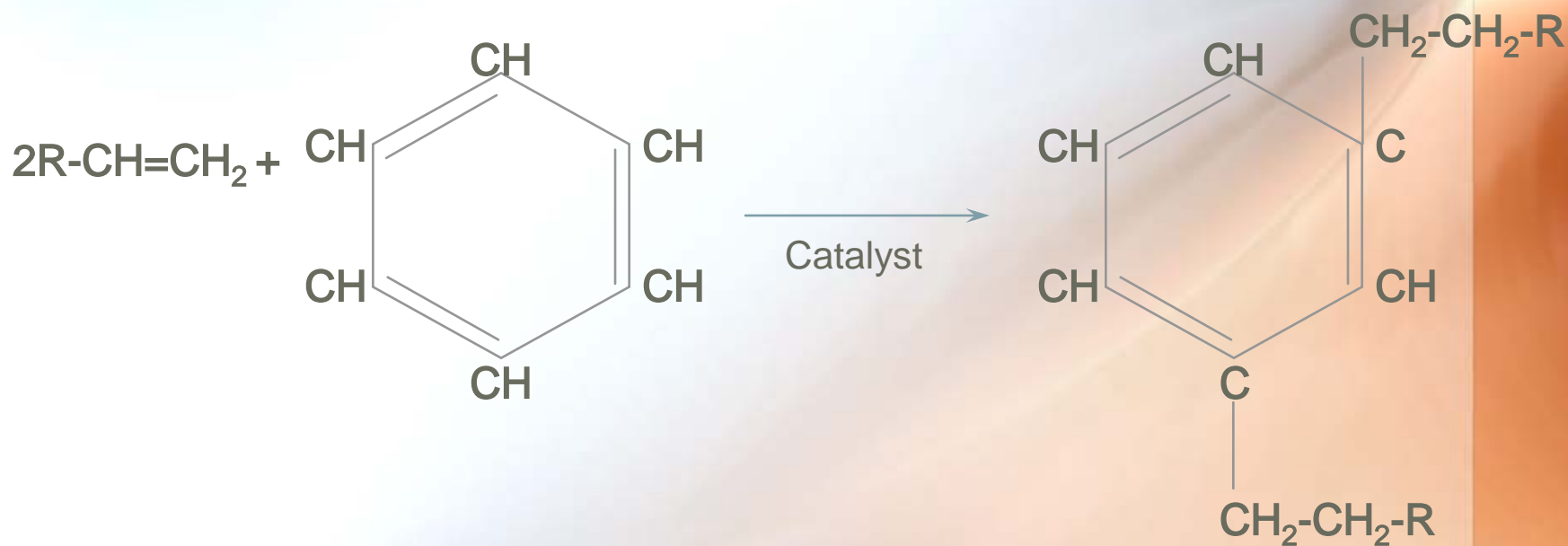
- **Low Temperature Fluidity**
- **High VI**
- **Low Volatility**
- **Hydrolytic Stability**
- **Compatibility**
  - Mineral Oils
  - Additives
  - Usual Elastomers



# Synthesized Hydrocarbons

**Alkylated Aromatics**

# Dialkyl Benzene Manufacturing



Olefin

Benzene

Dialkylated Benzene



# Alkylated Aromatic Properties vs. Naphthenic Mineral Oil

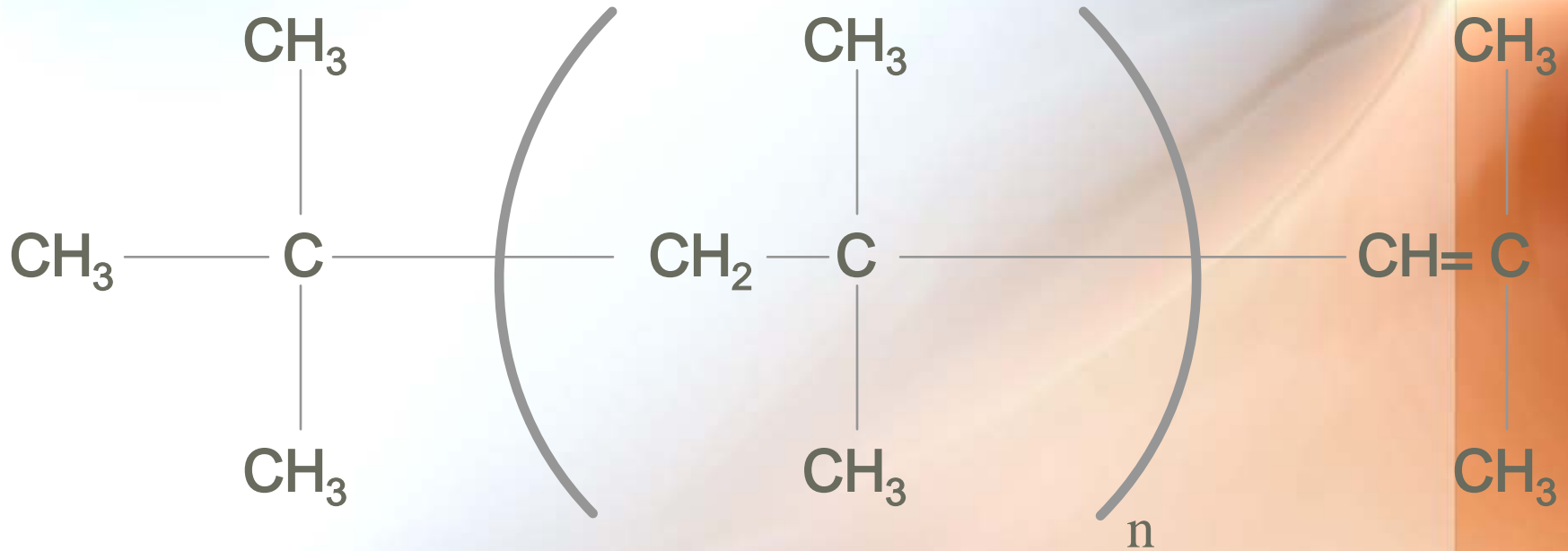
	<b>Alkylated Aromatic</b>	<b>Naphthenic Mineral Oil</b>
<b>Viscosity, cSt</b>		
<b>at 100 °C</b>	5.3	4.7
<b>at 40 °C</b>	29	30
<b>Viscosity Index</b>	115	54
<b>Pour Point, °C</b>	-54	-40
<b>(°F)</b>	<b>(-65)</b>	<b>(-40)</b>
<b>Flash Point, °C</b>	229	179
<b>(°F)</b>	<b>(445)</b>	<b>(355)</b>

# Alkylated Aromatics

## - Key Features

- **Low Temperature Behavior**
- **Compatibility**
  - Mineral Oils
  - Additives
  - Usual Elastomers
- **Hydrolytically Stable**
- **Limited by Oxidative and Thermal Stability, and Volatility**

# Polybutenes (Polyisobutylenes)



- Made by Polymerizing Isobutene

# Polybutenes

## - Key Features

- **Low Cost**
- **“Unzips”; Volatizes Leaving No Residue**
- **Volatility and Viscosity Index are Limiting Factors**
- **Widest Range of Grades Available for Synthetics**
- **Hydrophobic and non-corrosive**
- **Medium and high viscosity grades provide tackiness and adhesiveness**
- **Practically non-toxic**



# Synthesized Hydrocarbons

**Organic Esters**

# Organic Esters

## - Manufacturing



Monobasic  
Acid

Alcohol

Ester

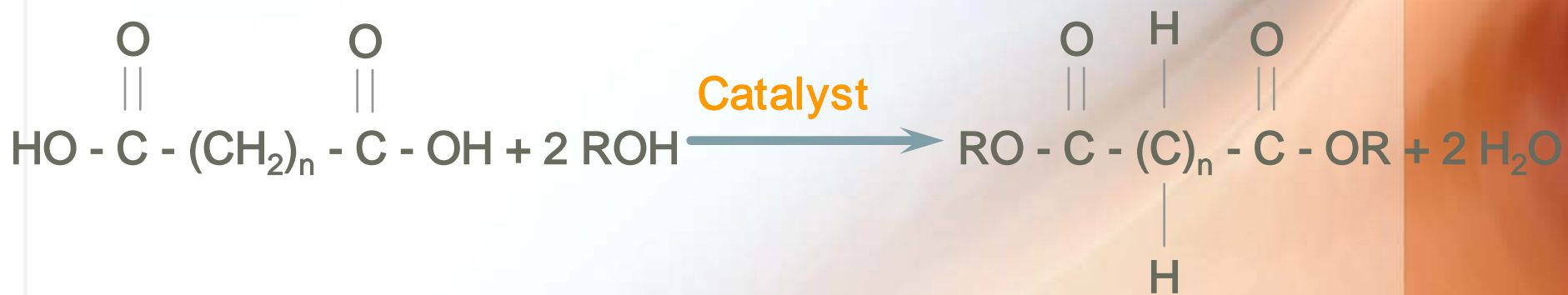
Water

# Esters

- **Versatility**
  - Custom Made for Specialized Applications
- **Diesters**
  - Approximately Same Price as PAOs
  - Industrial Applications are Highest Growth
- **Polyol Esters**
  - High Temperature Applications
  - Approximately 50% Higher Priced Than Diesters
  - Used in Virtually All Jet Engines

# Dibasic Acid Esters

## - Diesters



Dibasic  
Acid

Alcohol

Diester

Water



# Dibasic Acid Ester Properties

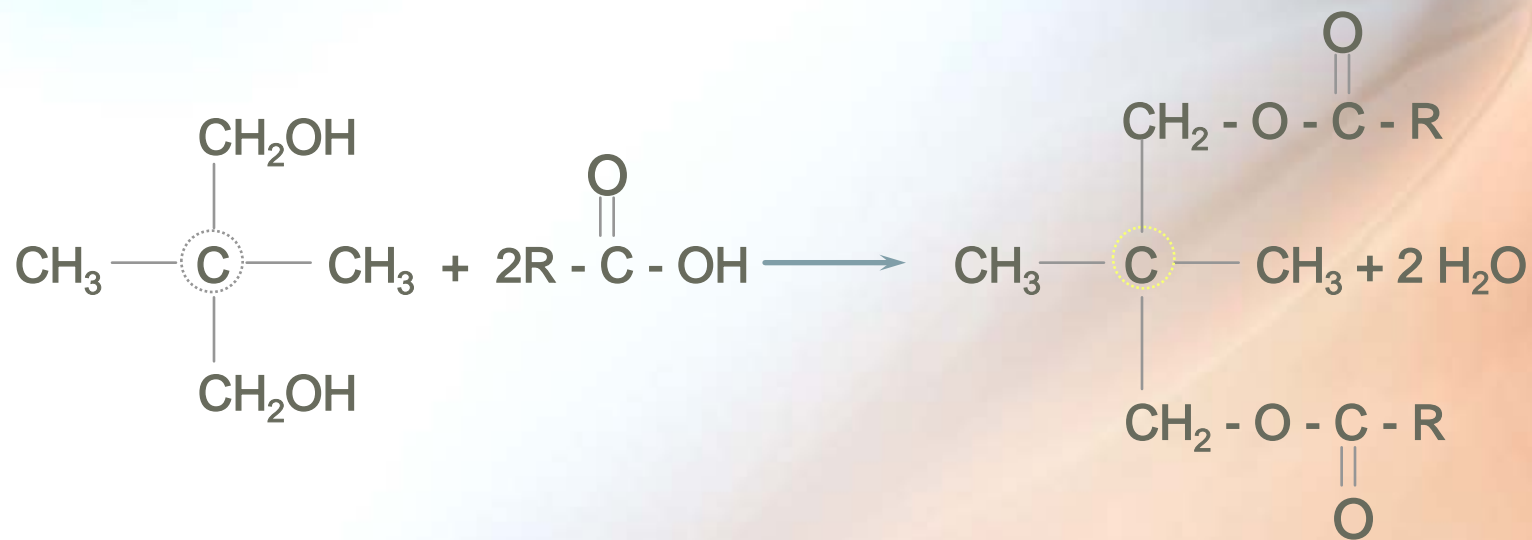
	Diisodecyl Adipate	Ditridecyl Adipate	Diisodecyl Azelate	Diisononyl Sebacate
<b>Viscosity, cSt</b>				
at 100 °C	3.6	5.5	4.3	4.6
at 40 °C	15	30	18.6	19
<b>Viscosity Index</b>	148	150	164	176
<b>Pour Point, °C</b>	-62	-54	-59	-51
°F	-80	-65	-75	-60
<b>Flash Point, °C</b>	221	235	243	232
°F	430	455	470	450

# Dibasic Acid Esters

## - Key Features

- **Oxidative Stability (Inhibited)**
- **High Solvency and Detergency**
- **Metal Wetting**
- **Seal Swell**
- **High VI**
- **Susceptible to Hydrolysis**

# Polyol Esters



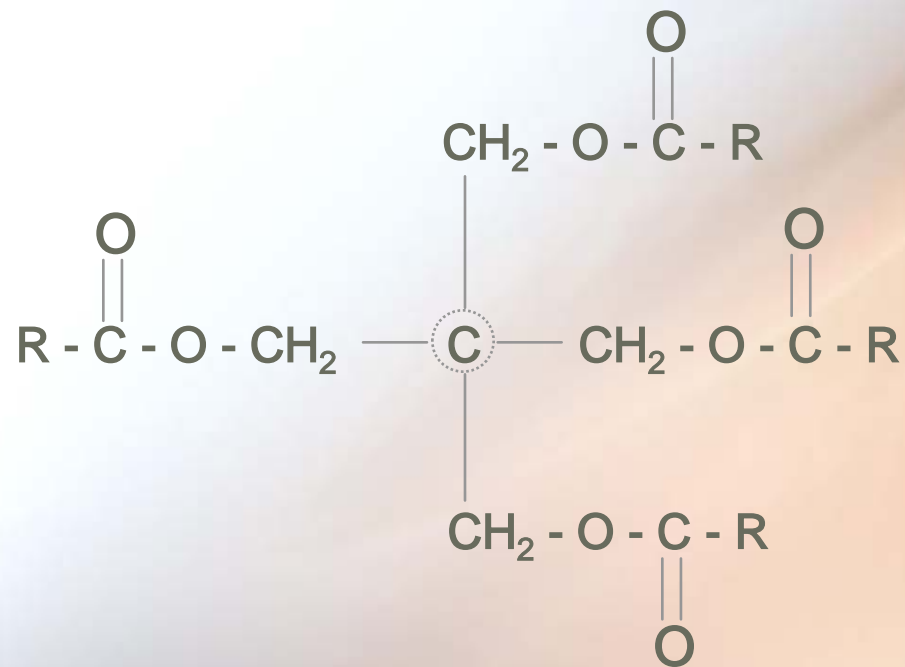
Neo  
Alcohol

Carboxylic  
Acid

Ester

Water

# Typical Polyol Ester



# Polyol Esters (PE)

## - Properties

Viscosity, cSt			
at 100 °C	3.8	5.7	9
at 40 °C	17	31	57
Viscosity Index	126	144	142
Pour Point, °C	-68	-62	-56
(°F)	(-90)	(-80)	(-70)
Flash Point, °C	230	257	287
(°F)	445	495	550

# **Polyol Esters**

- **Absence of Beta Hydrogen Creates Greater Thermal Stability**
- **Outstanding High Temperature Properties**
- **Low Volatility**
- **Higher Cost Than Diesters**
- **Well Accepted in Aerospace Applications But Cost Has Inhibited Ground Transportation Applications**

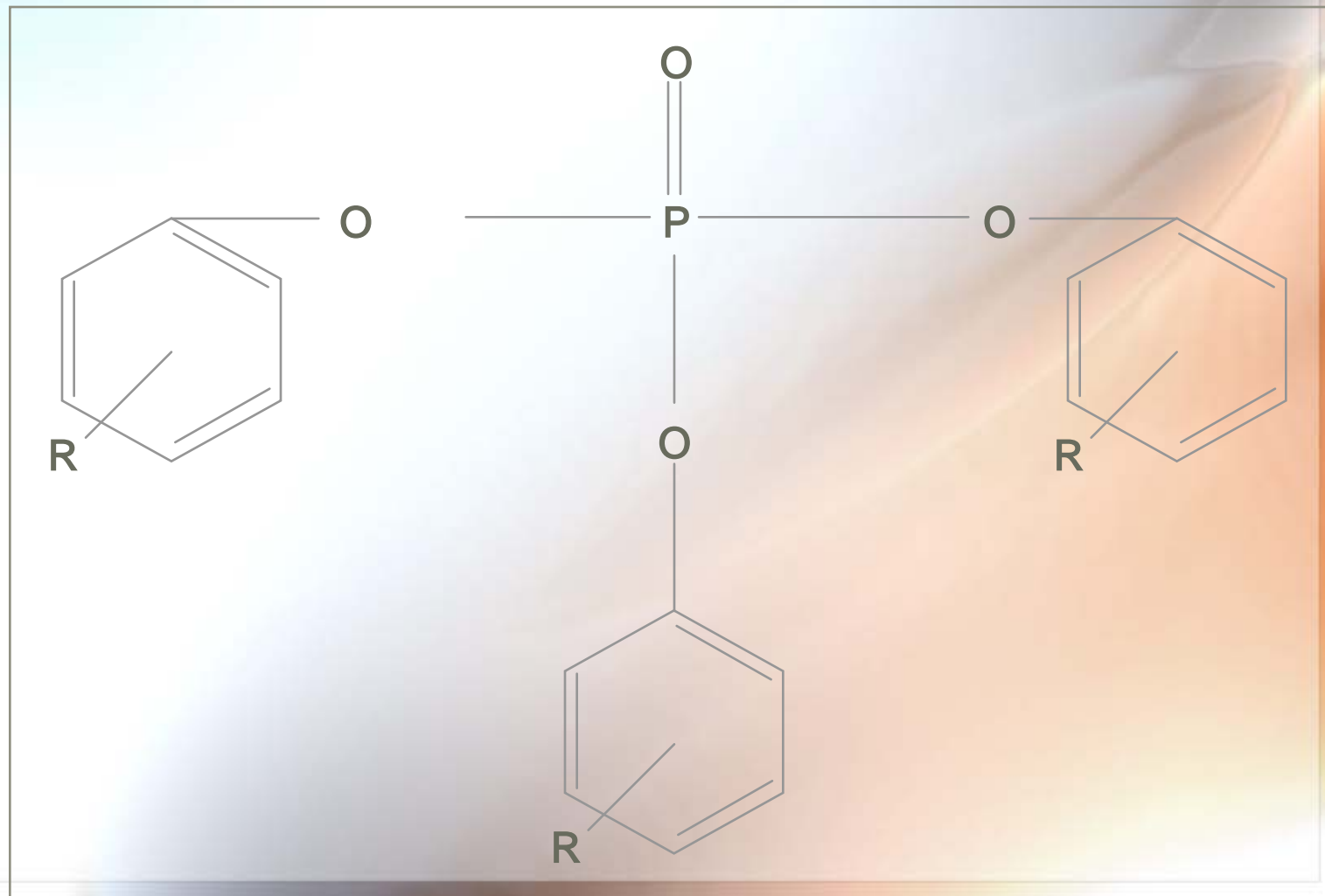
# Competing Products

Property	Solvent Refined Mineral Oil	Hydro-cracked Mineral Oil	PAO	Diester	Polyol Ester
Low Temperature Fluidity	Poor	Fair-Good	Very Good	Very Good	Very Good
Compatibility with Mineral Oil	-	-	Excellent	Good	Fair
Stability in Presence of Water	Excellent	Excellent	Excellent	Fair	Fair
Low Volatility	Fair	Good-Fair	Very Good	Excellent	Excellent
Additive Compatibility	Excellent	Excellent	Very Good	Good*	Fair*
Oxidation Resistance	Poor	Fair	Good	Good	Very Good

\*Need Special Additives for best results

# Typical Phosphate Ester

## Tri-aryl Phosphate Ester





# Phosphate Esters

## - Properties

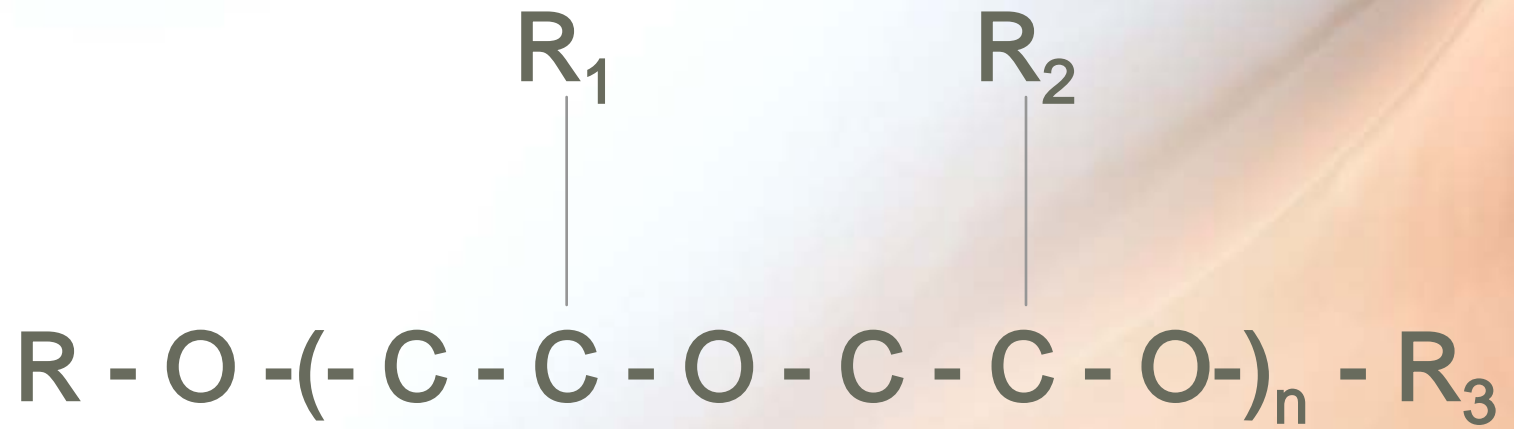
	Tri - n - Octyl	Tricresyl
Viscosity, cSt		
at 100°C	2.5	4.3
at 40°C	8.4	35
Viscosity Index	148	-
Pour Point, °C	-34	-26
(°F)	(-30)	(-15)
Flash Point, °C	Decomposition products burn	256
Autoignition Temperature, °C	-	550

# Phosphate Esters

## - Key Features

- **Fire Resistant/Low Flammability**
- **Low Volatility**
- **Chemical Stability**
- **Poor Hydrolytic Stability**
- **Decomposition Products Corrosive**
- **Poor Software Compatibility**
- **Toxicity (for some materials)**

# Polyalkylene Glycol



# Polyalkylene Glycols

## - Properties

Viscosity, cSt

100°C

5.7

37

120

40°C

28

245

760

Viscosity Index

161

214

269

Pour Point, °C

-48

-29

-29

°F

-55

-20

-20

Flash Point, °C

119

202

172

°F

246

395

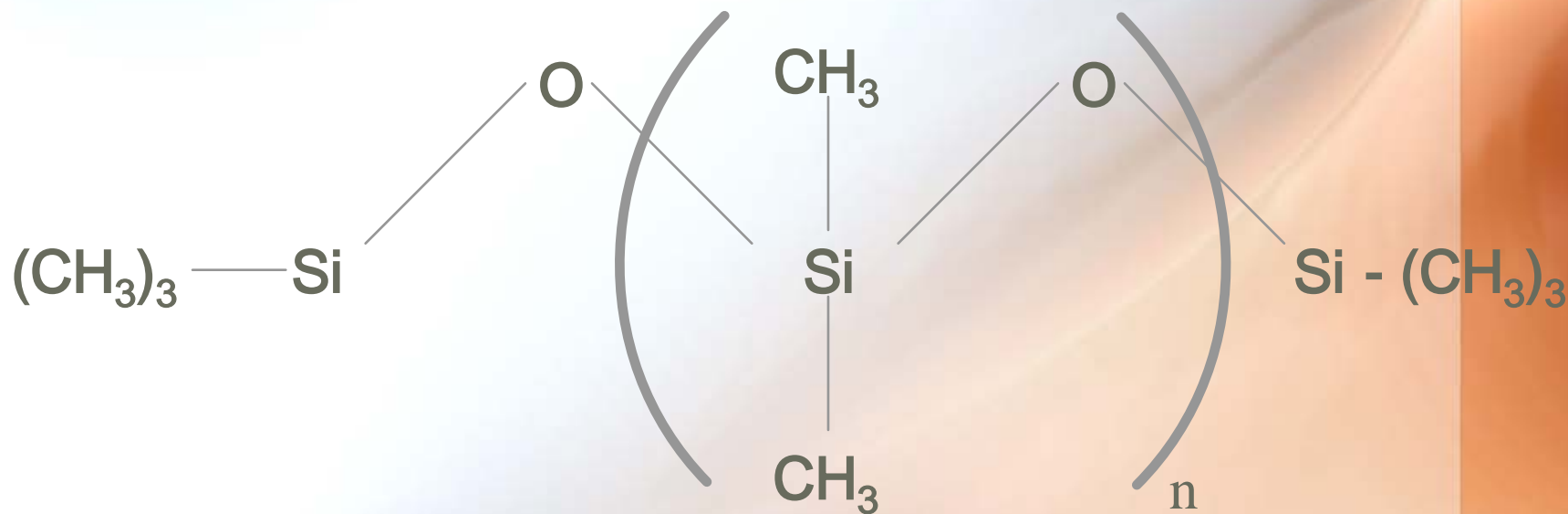
341

# **Polyglycols**

## **- Key Features**

- **Water-Soluble and Water-Insoluble Grades**
- **Fire Resistance (Water-Glycol)**
- **High VI**
- **Oxidative Stability (Inhibited)**
- **Non-Carbonizing**
- **Good Lubricity**
- **Limited Hydrocarbon Solubility**
- **Inverse Solubility/Temperature Relationship**

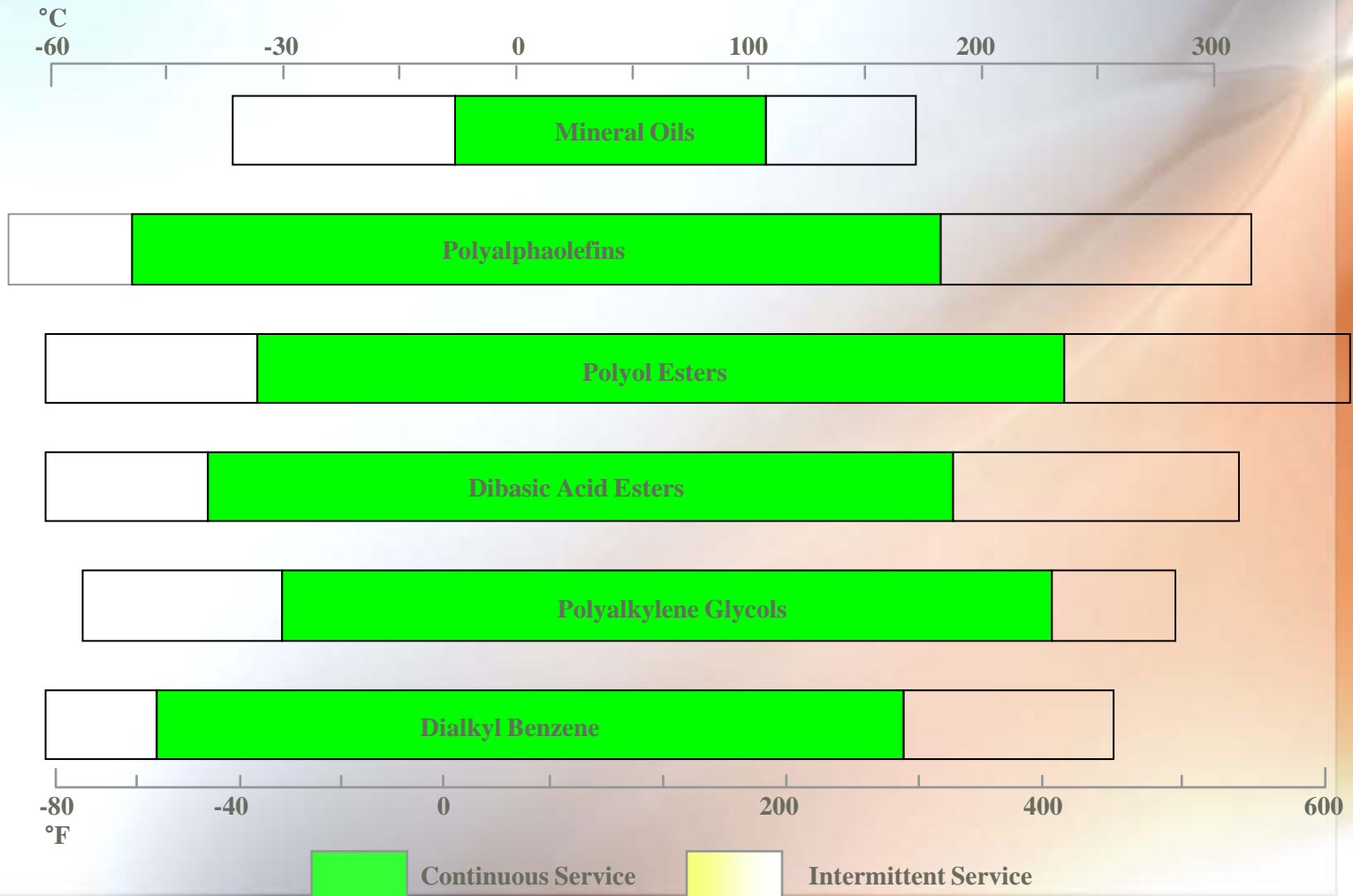
# Silicones



# Characteristics of Silicone Lubricants

- **Very High VI**
- **Superior Thermal Stability - Oxidation Resistance**
- **Wide Operating Temperature Range**
- **Low Volatility**
- **Nonmetallic Lubrication**
- **Seal Compatibility**
- **Resistance to Water, Solvents, Chemicals**
- **High Price (13-20 x Mineral Oil)**
- **Poor Load Carrying Ability**
- **Poor Additive Response (Anti-Wear)**

# Mineral Oil vs. Synthetic Lubricants Comparative Temperature Limits





# Comparisons of Synthetic Lubricants

Synthetics	Strengths	Weaknesses
<b>DAB</b>	Low Temperature	Volatility, Lubricity, Oxidation
<b>PAO</b>	Wide Temperature Range	Additive Solubility
<b>PIB</b>	Low Cost	Volatility Viscosity Index
<b>DAE</b>	Solvency and Detergency	Hydrolytic Stability Additive Technology
<b>Polyol E</b>	Thermal and Oxidative Stability	Additive Technology
<b>PAG</b>	Water Versatility	Compatibility Hygroscopic
<b>Phos. Esters</b>	Fire Resistance	Solvency Viscosity Index



# Sample Calculation

	Petroleum Oil	Synthetic Lube	
		A	B
Oil Consumption, gal/shift	2	0.5	1
Line down for repairs, days/year	12	2	10
Price of lube, \$/gal	\$2	\$10	\$22
<b>Annual Cost of Downtime and Lube</b>			
Product value lost, \$300/h	86,400	14,400	72,000
Labor, \$50/h	14,400	2,400	12,000
Parts/shop, \$500/shutdown	6,000	1,000	5,000
Lube	4,236	5,445	23,430
<b>Annual Cost</b>	<b>\$111,036</b>	<b>\$23,245</b>	<b>\$112,430</b>
<b>Cost Difference</b>	<b>-</b>	<b>\$87,791</b>	<b>\$(1,394)</b>

# Recent Developments Place More Demands on Hydraulic Oils

- **Increasing Pump Pressures**
- **Increasing Operating Temperatures**
- **Sealed-for-Life-Units**
- **Energy/Cost Savings**
- **Biodegradability**

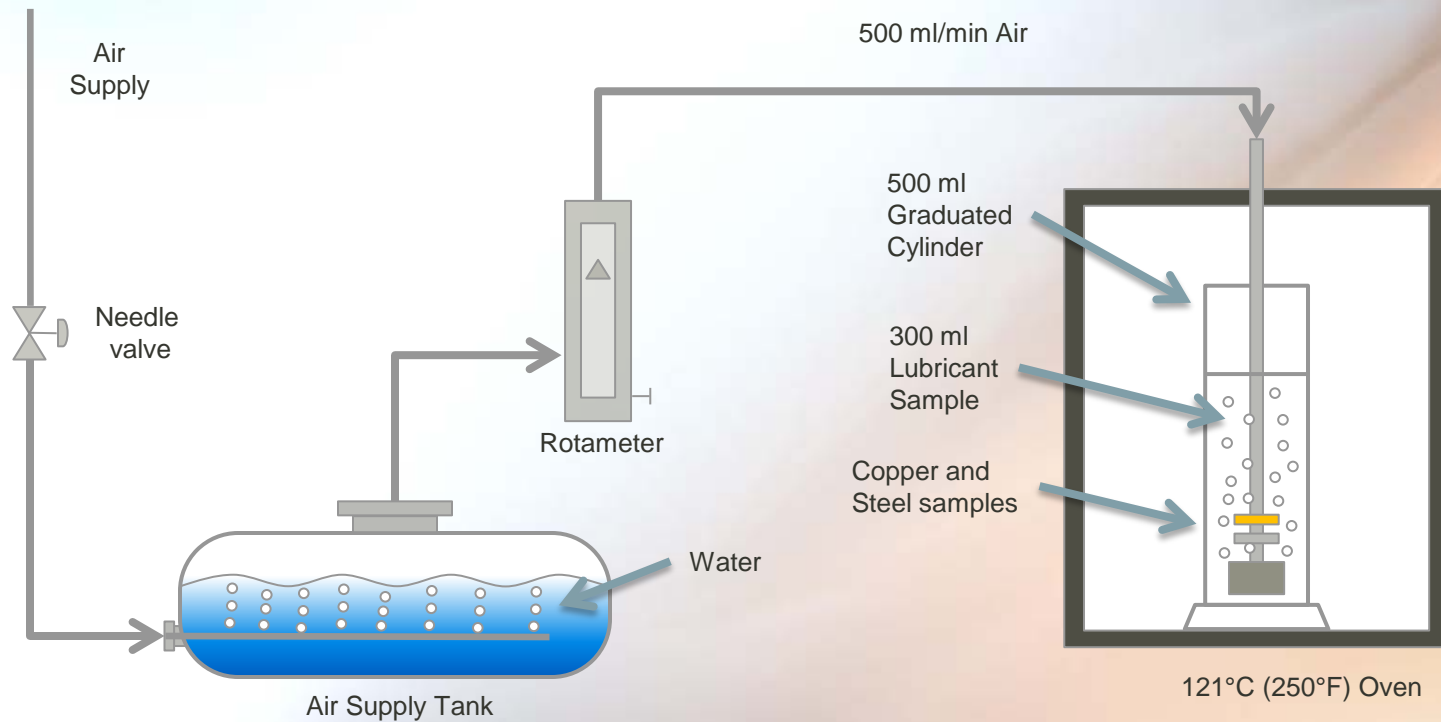
**Synthetic Fluids Can Help**

# **Air Compressor Operation is Becoming More Severe**

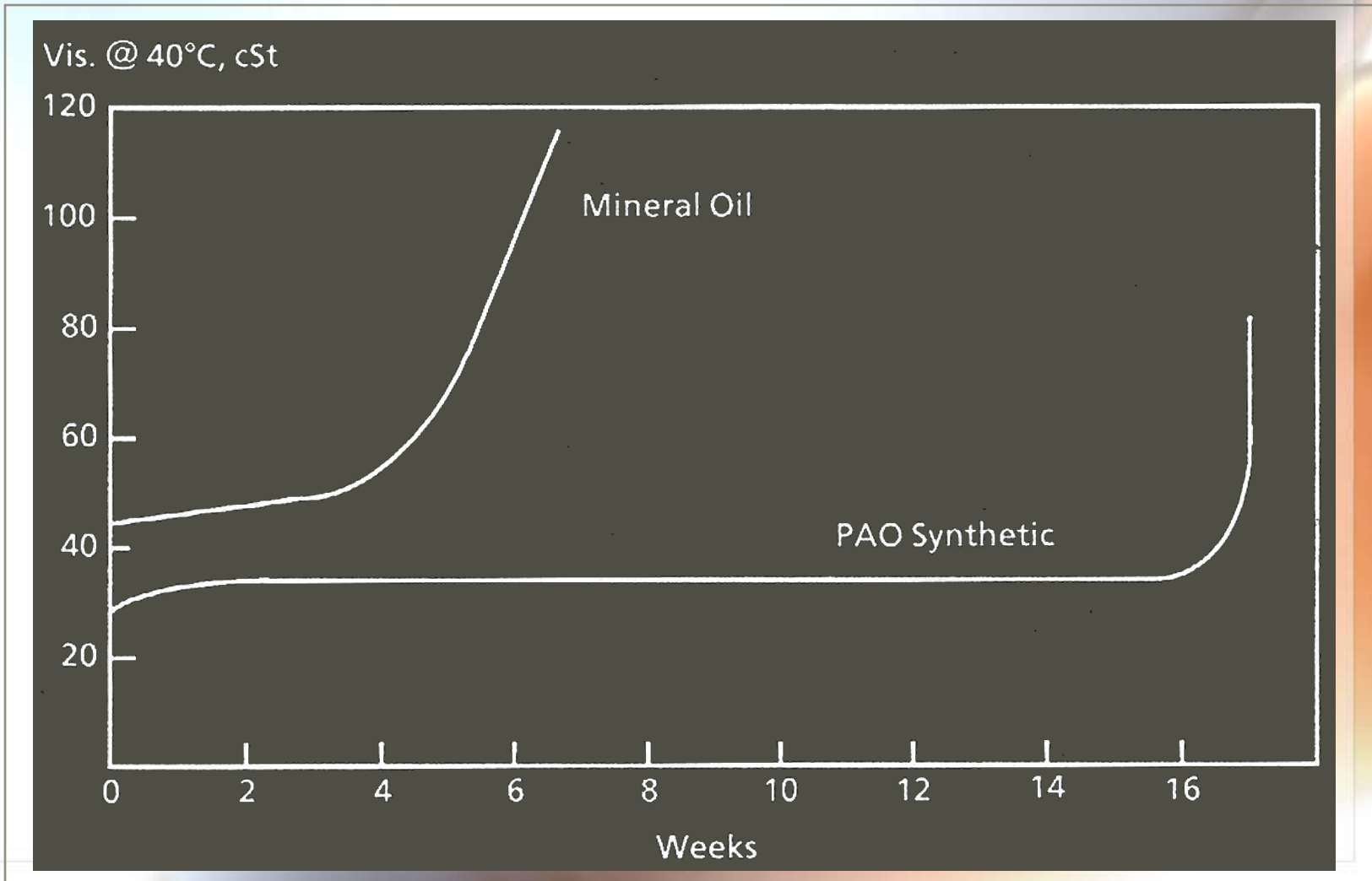
- **Increased Operating Temperatures**
- **Higher Air Throughput**
- **Finer Air Coalescer Filters**
- **Extended Drain Intervals**
- **Energy Efficiency**

**Opportunities for  
Synthetic Lubricants**

# Laboratory Compressor Oil Life Test



# Laboratory Compressor Oil Life Test



# Rotary-Screw Compressor Oil

Oil Type	Lubricant Life		OEM Recommended Lube Change Interval, h
	Air Oven Test 121°C (250°F)	Field Compressor 82°C (180°F)	
Formulated Mineral	750	2,000	1,000
PAO-Based	6,200	15,000 +	8,000 - 10,000 (One Year)



# 300-hp Rotary-Screw Compressor

## Economics of PAO vs. Mineral Oil

<b>Economics</b>	<b>Premium Mineral Oil</b>	<b>PAO Lube</b>
Initial Fill, gal	60	60
Oil Make-up, gal	25	15
Fluid for Lube Changes, gal		
Mineral Oil: 9 Changes	540	-
PAO Lube: 0 Changes	-	0
Total Lube Use, gal	625	75
Cost per gal, \$	3	10
Total Cost of Lube, \$	1875	750
Labor Cost for Oil Change at \$40/Change	400	40
Number of Replacement Filters	10	2
Total Filter Cost at \$30/Filter	300	60
Total Cost, \$	2575	850
Savings, %	-	67

# Lubricant Survey

Test: comparison between existing lubricants and synthetic

Method: baseline amperage readings were taken with original, conventional oil after 12 hrs after operation of fresh oil. The second stage was to change the oil to synthetic and measure amperage draw after 12 hrs operation. Three to six measurements per piece of equipment were taken.

Equipment	Synthetic Type	AMP Reduction	Annual Est. Power Savings
<b>P507</b>	<b>A</b>	<b>3.2</b>	<b>\$18,007</b>
<b>P507A</b>	<b>A</b>	<b>3.25</b>	<b>\$18,581</b>
<b>P908A</b>	<b>A</b>	<b>18.27</b>	<b>\$11,535</b>
<b>P908B</b>	<b>B</b>	<b>12.9</b>	<b>\$8,127</b>
<b>P902A</b>	<b>A</b>	<b>4.88</b>	<b>\$2,737</b>
<b>P902B</b>	<b>B</b>	<b>3.68</b>	<b>\$2,269</b>
<b>P105</b>	<b>A</b>	<b>1.38</b>	<b>\$947</b>
<b>P105A</b>	<b>B</b>	<b>-0.28</b>	<b>(\$264)</b>

*Some scatter in the data was attributed to operating unit variables affecting the load on the test pumps. The most consistent data is from P507 & P507A (350 hp motors) with fairly consistent load throughout the test.. Data courtesy Royal Purple, LTD*

# Lubricant Survey (Continued)

Equip.	Voltage	Baseline		Synthetic		Cost Diff /Day	Annual Elect. Savings	Inc. Lube Cost	Net Annual Savings	Percent Elec. Savings
		Amps	Elec. Cost/Day	Amps	Elec. Cost/Day					
P105	460	87	\$174	85.09	\$170	\$3.82	\$1,394	\$60	\$1,334	2.2%
P105A*	460	93	\$186	91.81	\$184	\$2.38	\$869	\$60	\$809	1.3%
P211A	460	20	\$35	19.42	\$34	\$1.01	\$368	\$60	\$308	2.9%
P507	4160	41	\$645	36.91	\$580	\$64.31	\$23,475	\$360	\$23,115	10.0%
P507A	4160	41	\$645	36.87	\$580	\$64.94	\$23,704	\$360	\$23,344	10.1%
P902A	460	88	\$153	85.13	\$148	\$4.99	\$1,821	\$360	\$1,461	3.3%
P902B*	460	90.3	\$157	85.41	\$149	\$8.50	\$3,103	\$60	\$3,043	5.4%
P908A	460	187	\$325	157.66	\$274	\$51.02	\$18,621	\$60	\$18,561	15.7%
P908B*	460	189.1	\$329	168.89	\$294	\$35.14	\$12,827	\$60	\$12,767	10.7%
PD506	460	46.8	\$94	46.65	\$93	\$0.30	\$109	\$60	\$49	0.3%
PD506A*	460	48.3	\$97	49.76	\$100	\$(2.92)	\$(1,066)	\$60	\$(1,126)	-3.0%
P605	460	48.5	\$84	44	\$77	\$7.82	\$2,856	\$60	\$2,796	9.3%
<b>TOTAL</b>			<b>\$2,923</b>		<b>\$2,681</b>	<b>\$241.32</b>	<b>\$88,082</b>	<b>\$1,620</b>	<b>\$86,462</b>	<b>5.7%</b>

\* Indicates Synthetic lube B was used. All others used Synthetic lube A.

IF only 2% was achieved:

➔ \$21M / yr from 12 pumps with an increased lubricant cost of ~\$1,600.

# **Recent Trends in EP Gear Oil Applications**

- **Smaller Gear Drives**
- **Increased Horsepower**
- **Increased Operating Temperatures**
- **Sealed-for-Life-Units**
- **Energy Savings**


**Opportunities for  
Synthetic Lubricants**

# Extended Safety Margin


## Beyond Warranty

- **1,535,930 miles min.**
- **1985 Navistar**
  - Cummins NTC 350 engine
  - Fuller RT 14609A transmission
  - Eaton DS 380P drive axles
- **Mideastern U.S. operation / >100K miles/yr**
- **No lubricant change-out**
- **No major repairs requiring oil change-out**

# 1,500,000 MILE FIELD TEST / OEM INSPECTION



# 1,500,000 MILE FIELD TEST / OEM INSPECTION





# New Materials

**mPAO**

**Phosphate Esters**

**Oil Soluble PAGs**



# Benefits of Oil Soluble PAGs (OSP)

## Key Advantages:

- Compatible with a wide range of API Group I to IV hydrocarbon base oils
- Conversion of equipment from a hydrocarbon lubricant to a synthetic OSP lubricant is now much simpler than converting to a traditional PAG lubricant (based on EO and PO chemistries)
- Greater functionality than traditional PAGs – can be used in combination with hydrocarbon oils to upgrade their performance (not possible with traditional PAGs due to non-compatibility)
- Inclusion of OSPs into hydrocarbon oils as additives can:-
  - Significantly improve deposit control and extend lubricant life and change-over intervals. Recommended treat levels are 1-20%
  - Improve friction control and energy efficiency through their inherent film forming activity. Recommended treat levels are 5-15%
  - Improve the miscibility of conventional additives in Group II, III and IV base oils due to their high polarity (low aniline point)
  - Higher viscosity grades provide an alternative to bright stock as viscosity boosters
- OSPs are kinder to paints and elastomers and less hygroscopic than traditional PAGs

# Expanding functionality of PAGs using OSPs

## Traditional uses of PAGs based on EO and PO derivatives

### Primary base oil in formulations

- Compressor and refrigeration oils
- Hydraulic fluids
- Textile lubricants
- Gear & Bearing oils

### Additives

- Viscosity builder in water glycol hydraulic fluids
- Lubricity aid in water miscible MWFs

## Use of OSPs

### Expansion of formulators options

#### Primary base oil in formulations

- Compressor/refrigeration oils
- Hydraulic fluids
- Gear & Bearing Oils
- Engine/transmission Oils

#### Co-base oil

- Upgrade Group I-III mineral oils
- Upgrade PAOs

#### Additives

- Deposit control additive
- Friction modifier
- Viscosity builder in mineral oils

# Oil Soluble PAGs – Typical Physical Properties

## Polymers derived from downstream derivatives of butylene oxide

	KV40 cSt	KV100 cSt	Viscosity Index	CCS viscosity at -20°C mPa.s	Pour Point °C	Flash Point, °C	Aniline Point, °C
	ASTM D445	ASTM D445	ASTM D2270	ASTM D5293	ASTM D97	ASTM D92	ASTM D611-01
OSP-18	18	4	123	n/d	-41	204	n/d
OSP-32	32	6.5	146	1750	-57	216	<-30
OSP-46	46	8.5	164	2900	-57	210	<-30
OSP-68	68	12	171	5400	-53	218	<-30
OSP-150	150	23	186	17100	-37	228	<-30
OSP-220	220	32	196	29100	-34	226	-22
OSP-320	320	36	163	n/d	-37	230	n/d
OSP-460	460	52	177	n/d	-35	235	n/d
OSP-680	680	77	196	n/d	-30	243	n/d

# High Viscosity PAO

- New mPAO materials have been announced
- High Viscosity mPAOs have advantages in:
  - Higher VI
  - Lower Pour Point
  - Better viscosity at low temperatures
  - Improved coefficient of friction

Physical Property	High Viscosity PAOs										
	Traditional 40 cSt	PAO 40				Traditional 100 cSt	PAO 100 & 100+				
		mPAO A	B	C	D		A	B	C	D	E
Kinematic Viscosity @100°C, cSt	40	40.6	40	50.3	50	100	100	98	100	127	150
Kinematic Viscosity @ 40°C, cSt	395	348	400	412	426	1231	992	927	1270	1250	1500
Viscosity Index	147	170	150	186	180	167	194	197	165	207	218
Pour Point, °C	-36	-50	-40	-47	-45	-30	-44	-40	-30	-40	-33
Flash Point (COC), °C	281	256	260	246		283	257	258	280		
Specific Gravity	0.850	0.838	0.838	0.846		0.853	0.845	0.850	0.843		0.850

# **Synthetic Lubricant Advantages**

- **Energy Savings**
- **Increased Efficiency**
- **Reduced Operating Costs**
- **Reduced Maintenance and Downtime**
- **Increased Equipment Life**
- **Extended Lubricant Life**



# Synthetic Lubricants

**The High-Technology Problem  
Solvers!**